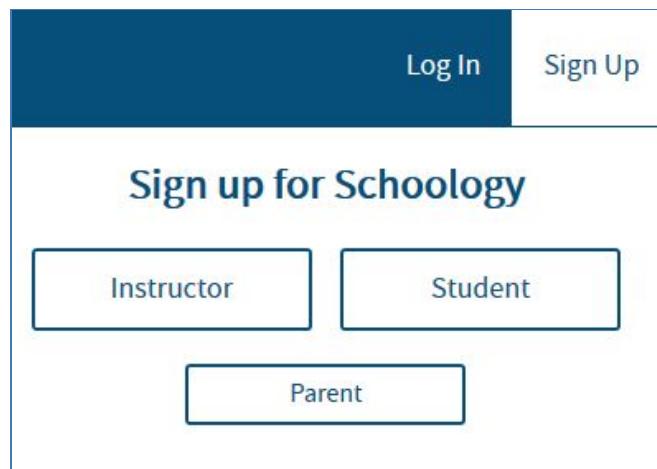


Parents: Register to view your child's activity

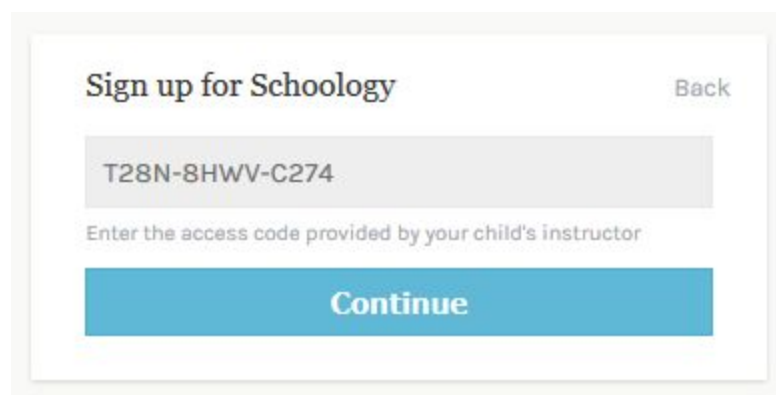
1. In your browser, navigate to www.schoolology.com.
2. In the top right corner of the screen, hover over **Sign Up**.



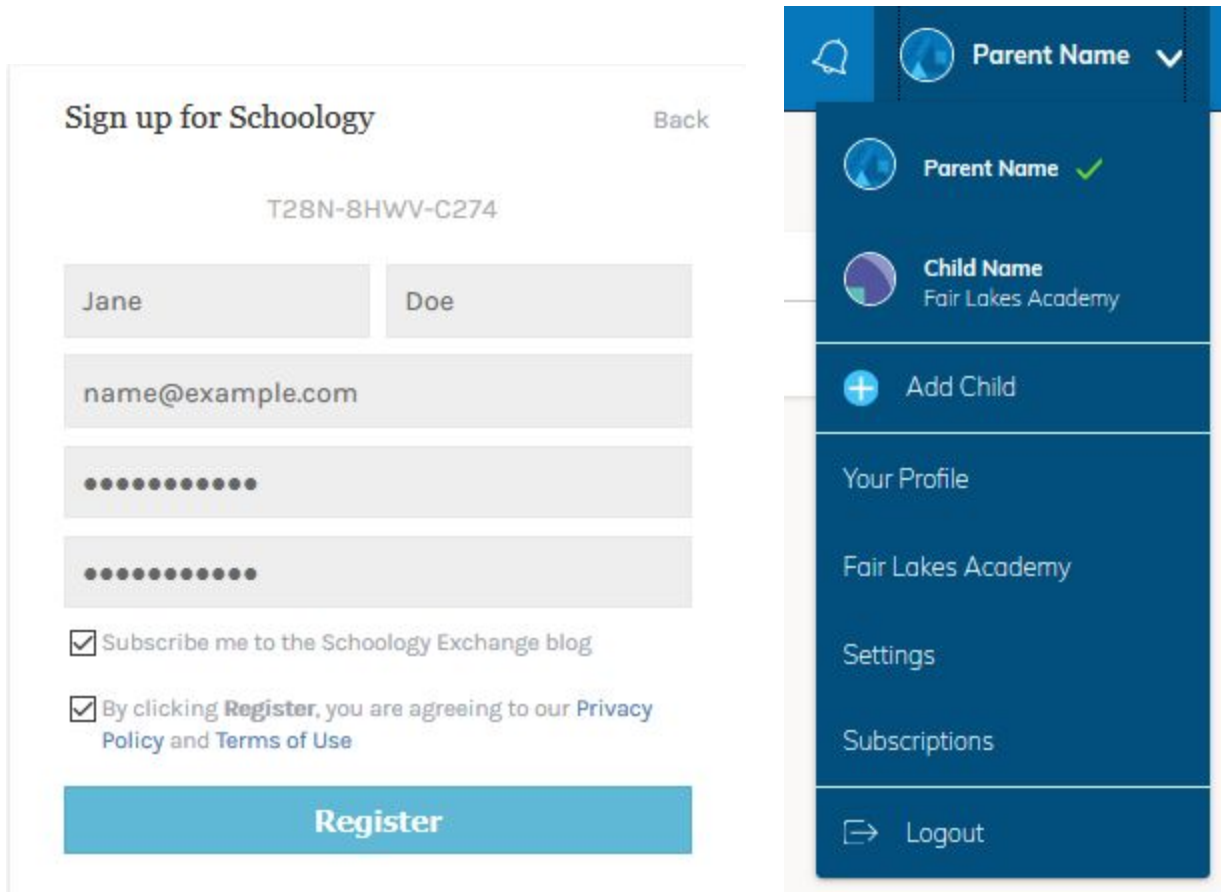
3. Select **Parent** from the options in the drop-down menu.



4. You should have received a Parent Access Code from your child's school, in the format XXXX-XXXX-XXX. Enter that code here:



5. Enter your name, email address, and password. Once you log in, you'll be able to browse your child's activity by clicking the arrow to the right of your name and selecting your child's name from the top right drop-down menu:



The image shows two parts of the Schoolology interface. On the left is the 'Sign up for Schoolology' form. It includes a 'Back' link, a Parent Access Code 'T28N-8HWV-C274', and input fields for first name ('Jane'), last name ('Doe'), email ('name@example.com'), and two password fields. There are two checkboxes: 'Subscribe me to the Schoolology Exchange blog' and 'By clicking Register, you are agreeing to our Privacy Policy and Terms of Use'. A blue 'Register' button is at the bottom. On the right is a dark blue user profile dropdown menu. It shows a notification bell icon, a profile icon, and the text 'Parent Name' with a down arrow. Below this are two entries: 'Parent Name' with a green checkmark and a profile icon, and 'Child Name' with 'Fair Lakes Academy' and a profile icon. There is an 'Add Child' option with a plus icon, and a list of menu items: 'Your Profile', 'Fair Lakes Academy', 'Settings', 'Subscriptions', and 'Logout' with an arrow icon.

6. You also have the option to associate additional children using Schoolology with this account. To associate additional children, click the down-facing arrow in the top right of your Schoolology account, select **Add Child**, and enter the Parent Access Code of your other child/children.

Now that you've successfully registered for Schoolology to view your child(ren)'s activity, check out our [Parent Guide](#) in the Help Center: support.schoolology.com.